



College Senior Survey

Academic Assessment Committee

March, 2015

Jordan Knicely

Institutional Research Office



Opening Demographics

- 315 (31%) seniors participated
 - 71% female, 29% male—similar to comparison groups
 - 72% female (Catholic 4-yr) and 70% female (Private 4-yr)
 - 89% identified themselves as white
 - 82% white (Catholic 4-yr) and 81% white (Private 4-yr)
 - 62% identified themselves as Roman Catholic
 - 50% (Catholic 4-yr) and 27% (Private 4-yr)



Mean Construct Scores

Construct	U of Scranton	Catholic 4-yr	Private 4-yr
Habits of Mind	54.0	55.5*	55.9**
Academic Disengagement	48.8	49.7	50.0*
Faculty Interaction: Mentorship	54.1	53.1	53.4
Satisfaction with Coursework	52.8	51.5*	51.9
Overall Satisfaction	53.8	51.3***	51.8***
Sense of Belonging	52.8	50.1***	50.6***
Academic Self-Concept	49.3	49.9	50.2
Social Self-Concept	52.3	52.5	52.7
Pluralistic Orientation	51.3	51.2	51.1
Positive Cross-Racial Interaction	51.6	52.1	52.9*
Negative Cross-Racial Interaction	51.2	51.7	51.7
Social Agency	54.9	54.1	54.0
Civic Awareness	48.5	49.2	49.0
Leadership	50.0	50.0	50.4
Civic Engagement	52.4	51.3*	51.3*

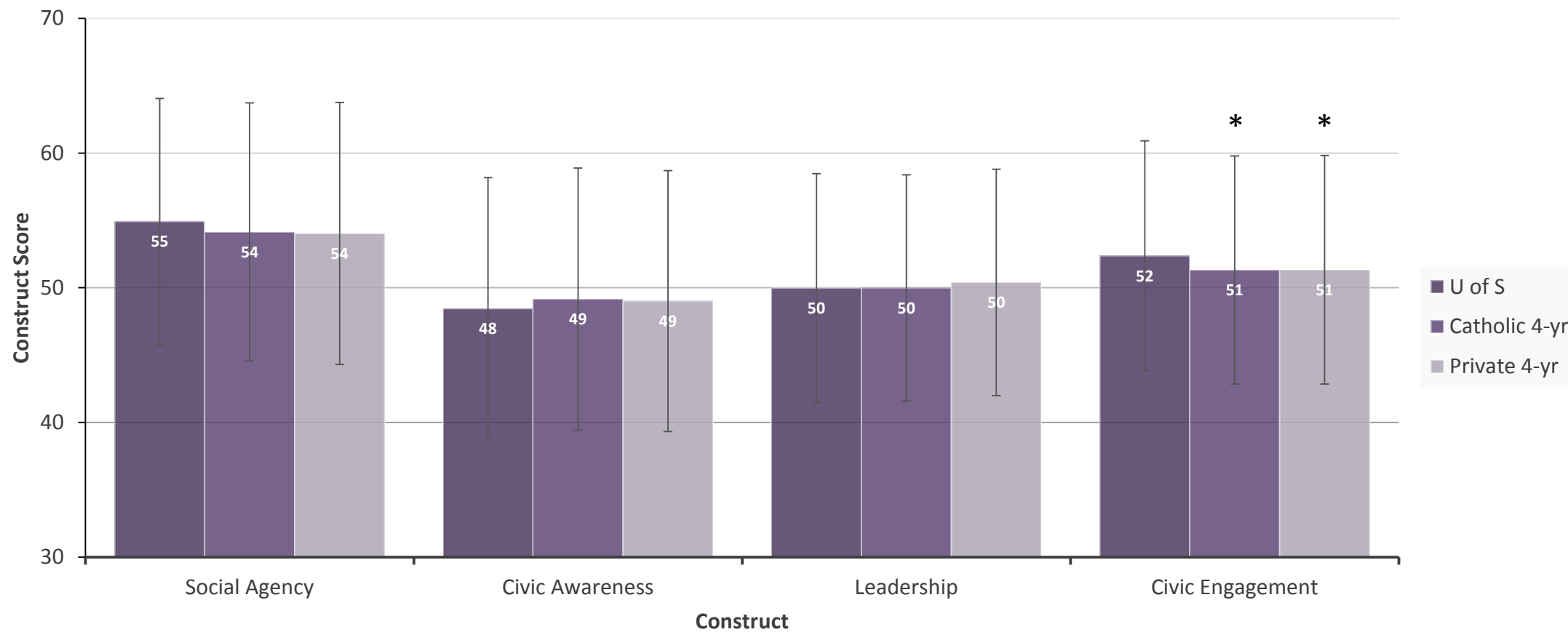
Note: significance, * $p < .05$; ** $p < .01$; *** $p < .001$

INSTITUTIONAL RESEARCH OFFICE

www.scranton.edu/institutional-research

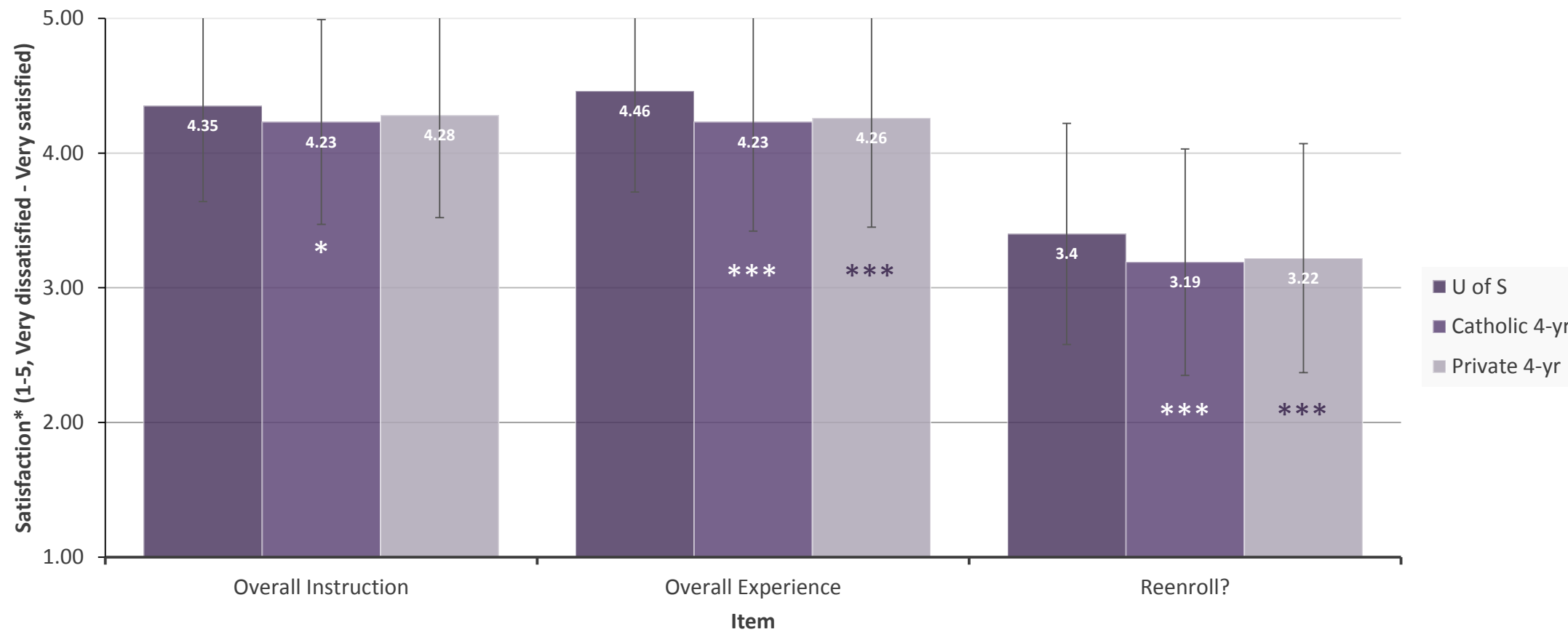


Mission Related Constructs



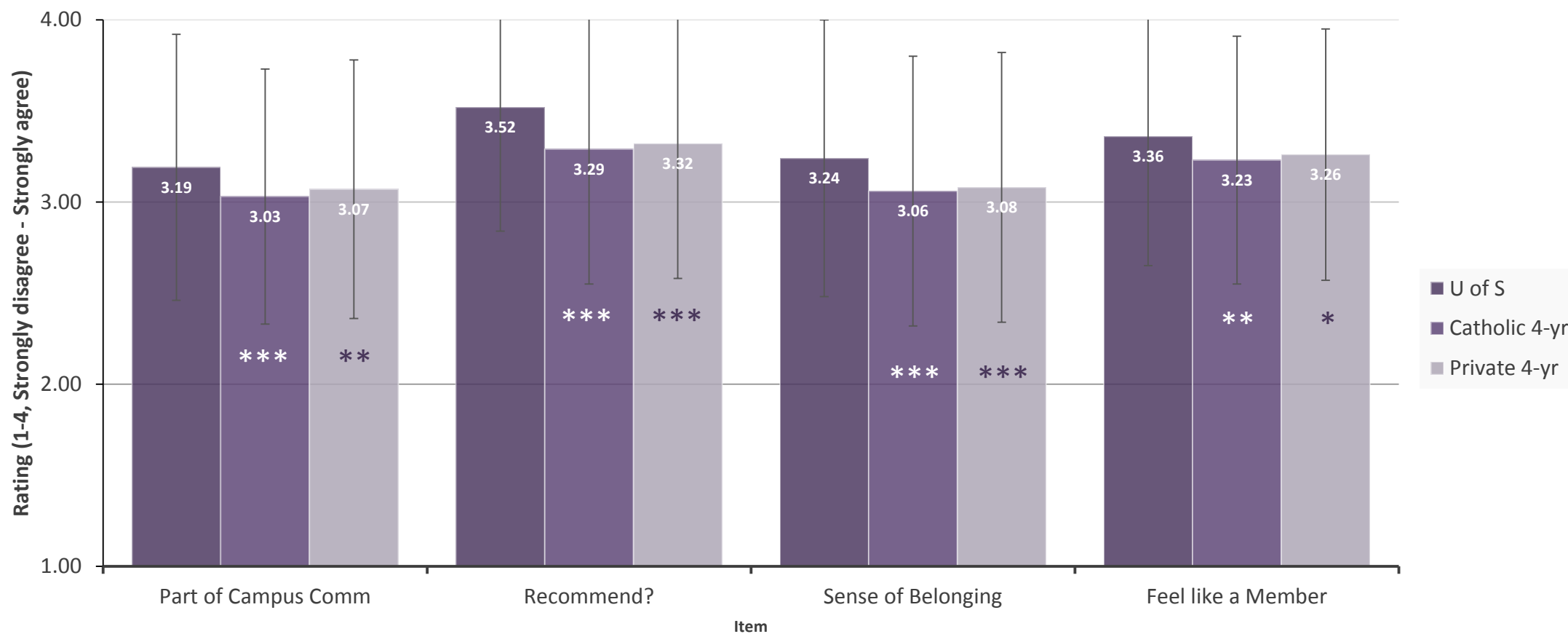


Overall Satisfaction Items



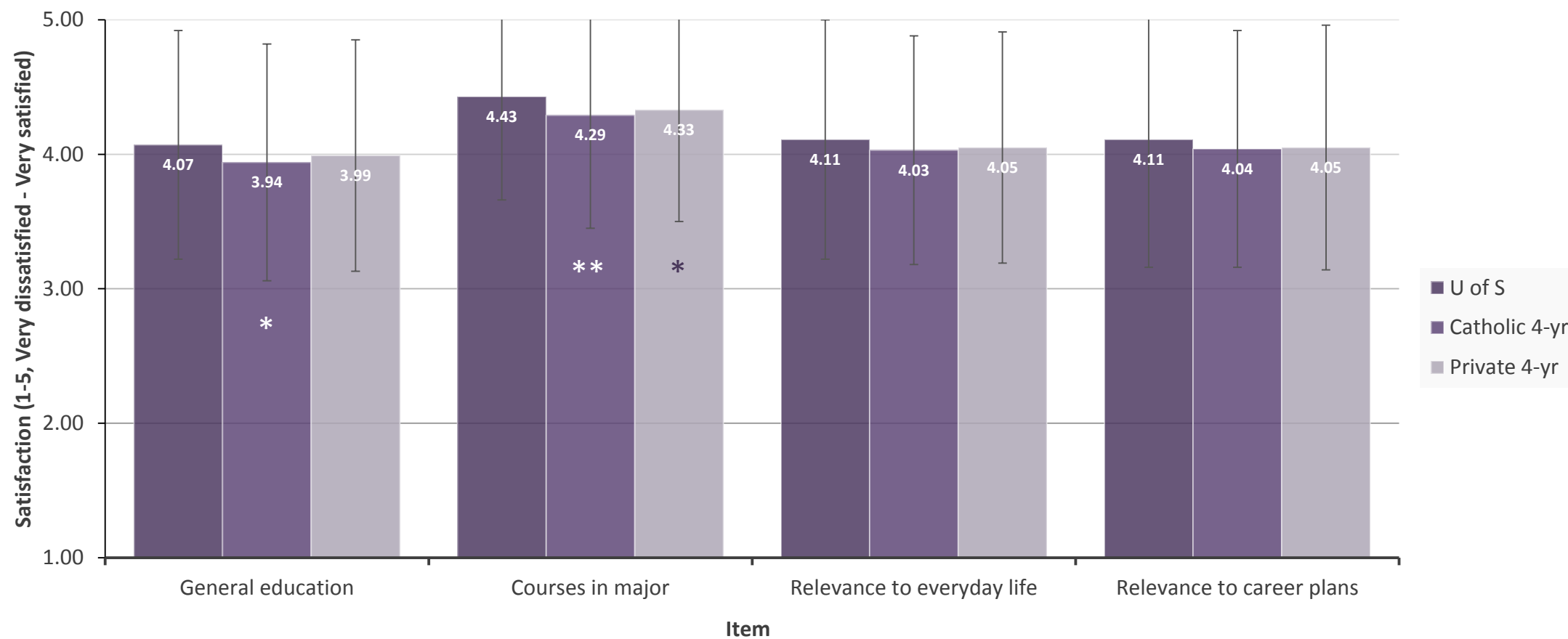


Sense of Belonging Items



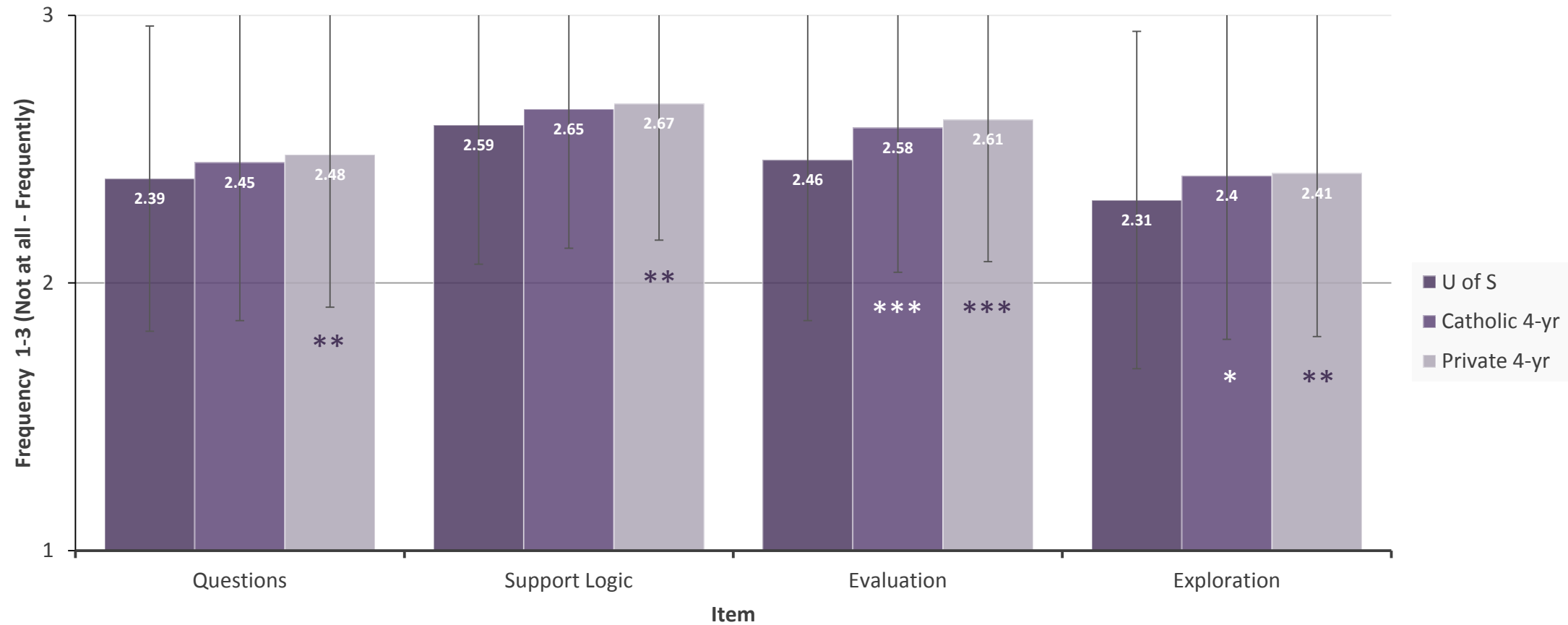


Satisfaction with Coursework





Habits of Mind Items





Students' Perceived Strengths

Skills and abilities	U of Scranton	Catholic 4-yr	Private 4-yr
Knowledge of a particular field or discipline	92%	91%	91%
Ability to work as part of a team	92%	90%	89%
Problem-solving skills	87%	86%	87%
General knowledge	85%	83%	84%
Critical thinking skills	85%	84%	85%
Interpersonal skills	79%	77%	77%
Ability to manage your time effectively	76%	74%	72%
Preparedness for graduate or advanced education	74%	67%**	67%**
Preparedness for employment after college	69%	71%	71%
Knowledge of people from different races/cultures	56%	55%	55%
Ability to conduct research	56%	62%**	65%***
Understanding of the problems facing your community	54%	56%	56%
Understanding of national issues	38%	42%	42%
Understanding of global issues	35%	39%	39%
Foreign language ability	24%	29%***	30%***

Note: significance, * $p < .05$; ** $p < .01$; *** $p < .001$

INSTITUTIONAL RESEARCH OFFICE

www.scranton.edu/institutional-research

Discussion

- Discussion
- Questions?
- NSSE Launched this week

